

## XS Dot On



The Xerafy XS Dot On was designed to offer the smallest size to critical industrial applications.

Patented Xerafy ceramic technology ensures that the diminutive RFID tag delivers performance well beyond market standards when it comes to metal and hi-temp environments.



Smallest form factor



Designed for rugged application



Unrivaled performance -to-size ratio



Superior performance



Hi-Temp



### Performance Characteristics

Read range (handheld) <sup>1</sup>	Up to 3 ft (1 m)
Read range (fixed) <sup>1</sup>	Up to 4 ft (1.5 m)
Polarization	Linear
Attachment	Epoxy, injection mould

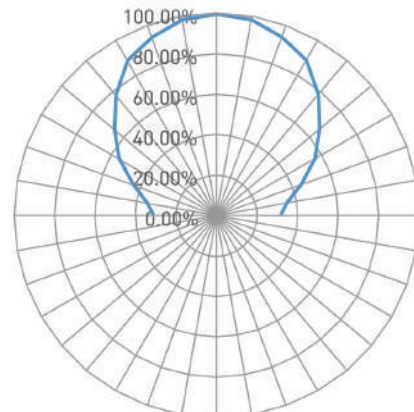
*1. Performance based on standard testing methodologies. Performance may vary depending on environmental factors and reader output power.*

### Functional Specifications

RF protocol	EPC global Class 1 Gen2
Frequency	902-928 (US) ; 865-868 (EU)
IC type (chip) <sup>1</sup>	Alien Higgs-3
Memory <sup>2</sup>	96-EPC bits, 64-bit unique TID, 512-bit user memory
Material	Ceramic

- 1. The chip data retention is up to 50 years, based on chip operating under general environment conditions.*
- 2. EPC and User Memory can be re-programmed, password protected, or permanently locked. TID is locked and unique at the point of manufacturing.*

### Radiation Pattern



- Hand Tools and Equipments
- Automated Tool Tracking
- Active FOD Prevention

[LEARN MORE >](#)

### Environmental Specifications


Operational temperature	-40°C to +85°C
Survival temperature	-40°C to +150°C (long term)
Peak temperature	200°C (minutes)
IP rating	IP68
Shock (drop)	3 ft (1 m) to concrete/granite
Vibration	MIL-STD-810G

### Industry Compliance

RoHS	EU Directive 2011/65/EU
CE	Yes
ATEX/IECEX	Compliant
Warranty	1 year

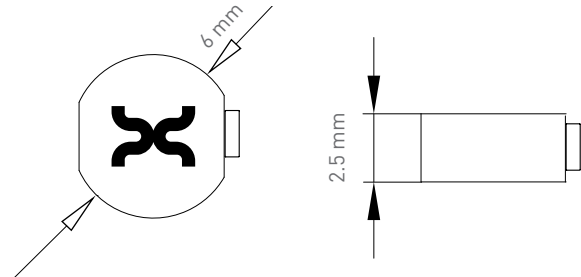
### Order Information

X4102-US000-H3	XS Dot On US
X4102-EU000-H3	XS Dot On EU
Optional service	encoding



### Product Dimensions and Weight

Dimensions (in)	ø 0.24 x 0.1
Tolerance	+/- 0.008
Dimensions (mm)	ø 6 x 2.5
Tolerance	+/- 0.2
Weight	0.012 oz (0.34 g)



### Installation Instructions

To properly attach the XS Dot On, the following steps should be taken:

1. Use instant glue to place the tag on the asset
2. Cover the tag with epoxy resin to secure the tag in place. Using epoxy will both help secure the tag to the asset as well as help prevent damage from shock and impact.

#### About Xerafy

Xerafy designs and manufactures the world's toughest RFID tags to power Industrial IoT applications in Aerospace, Oil & Gas, Automotive, Healthcare and Manufacturing.

For Product inquiries: [sales@xerafy.com](mailto:sales@xerafy.com)  
Singapore | China | US | UK

GO TO WEBSITE >